

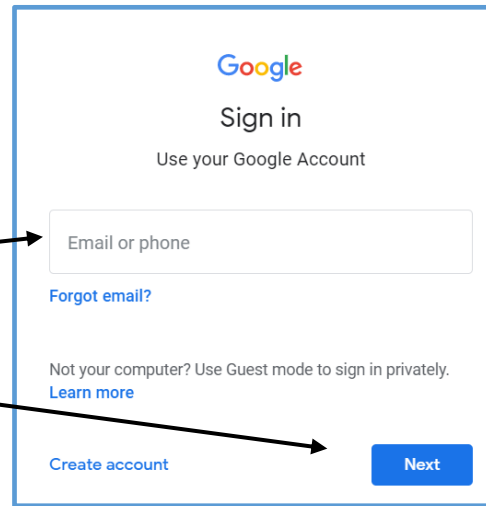


# Helping your child to use Google Classroom

[www.classroom.google.com](http://www.classroom.google.com)

To log on: sign in using your child's email address. This will end in @wormholt.co.uk

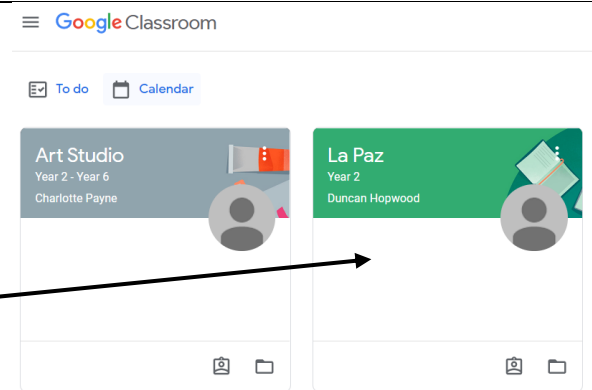
Select **Next** and then put in the password. This will be a word and a number/s.



The home screen will look like this.

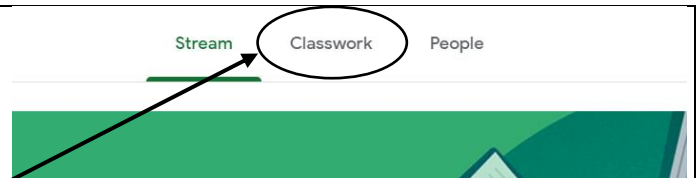
(Year 2 children will also have access to the Art studio classroom)

Click on the classroom.

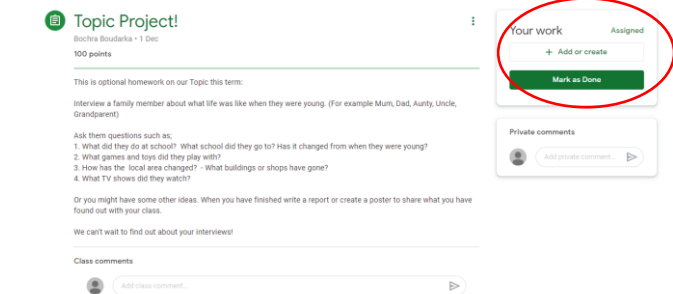
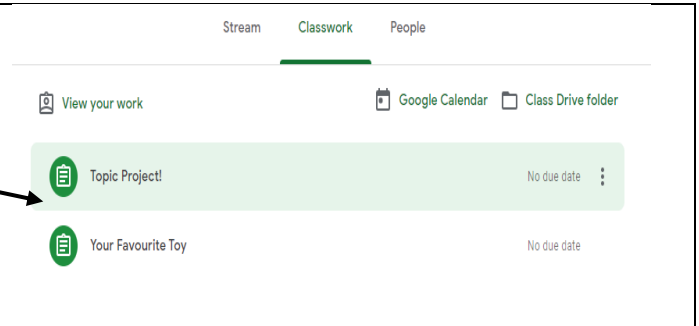


Along the top bar you will see classwork.

Click this to see all the assignments set by the class teacher.



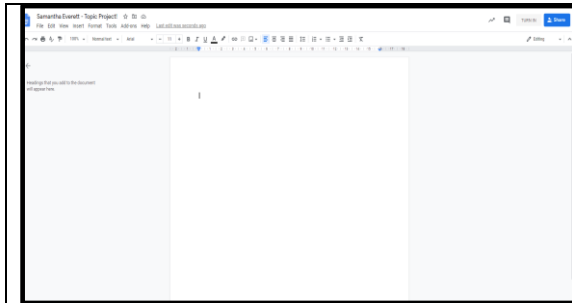
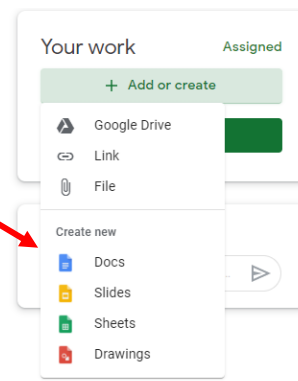
Double click on any of the assignments.



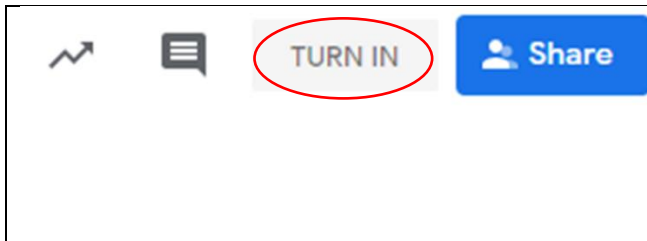
Depending on the task you can open a google doc or a drawing page by clicking on the **+Add or Create.**

Select what you would like to open;

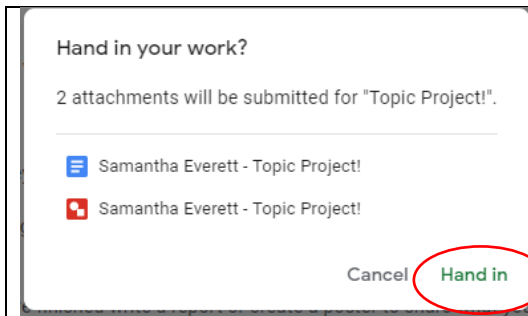
If you open a **Doc** your child will be able to type their homework into the document. It will save automatically.



Use the **Google Doc** the same way you would use a Word Document.

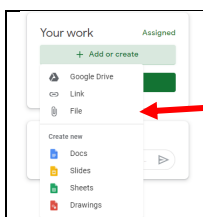


Once the work is finished, your child can hand in their work by clicking **TURN IN** which is at the top right-hand corner of the doc.



Another box will open. This will ask if you want to hand in your work.

Click **HAND IN**



You can add photographs of your child's work by clicking **file** and uploading them in the usual way.

Please remind your child to sign out of their **Google Classroom**. Click on their initial at the top right hand side of the page and the select **Sign Out**

